

- 2-way passive system with bass reflex tuning
- Precise directivity because of connected Waveguide
- Mounting arm with ball joint for horizontal and vertical alignment, mounting arm M (56 mm) included as standard
- 118 dB max. SPL



The SONA 5 is a very compact passive speaker with a neutral and true-to-detail playback quality. An integrated swivel arm with ball joint enables a very flexible alignment of the speaker. The modern enclosure design blends into the sophisticated design surrounding it.

The SONA 5 is equipped with a 1" dome tweeter connected to a Waveguide and a 5" bass chassis. A phase corrected crossover guarantees sound quality that is predominantly constant, even under extreme listening conditions. The nominal coverage of the system is 120° x 90°. The enclosure is made of flame-protected plastic with the classification V0

according to UL94. The speaker is available in white or black. Upon request, many special RAL colours are available for special lacquering requests. With its swivel arm, you can align the system up to 90° horizontally (other Mounting Arms are available as optional accessories).

A safety eyebolt is integrated onto the back of the enclosure for connecting a safety rope.

The speaker was especially designed for the integration into artistically demanding settings and blends very well into conference

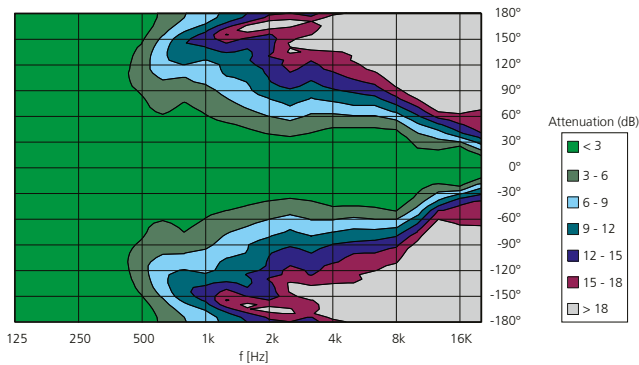
areas, multimedia usages, gastronomy sound systems, and temporary uses, i.e. at trade fair booths. The SONA 5 is suitable for many PA functions in the near field and for decentralised PA systems such as surround, effect, and delay usages.

The systematic implementation of high development goals, the attractive design with the intelligent ball joint mount, and especially the excellent acoustic characteristics qualify the SONA 5 for a variety of usage ranges in modern PA technology.

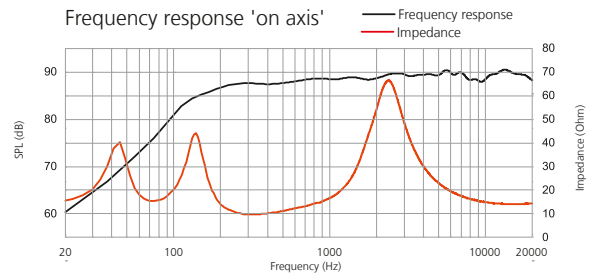
K&F SONA 5	
Design	Passive 2-way bass reflex system
Operation with	K&F PLM+ Series K&F D Series Lab.gruppen IPD 2400 K&F SystemRack ¹ K&F TOPAS ¹ Passive on linear amplifiers
Frequency response -10 dB	80 Hz – 23 kHz
Frequency response ±3 dB	110 Hz – 22 kHz
Coverage angles nominal	120° x 90° (hor. x vert.)
Power handling nominal	100 watts
Power handling program	200 watts
Power handling peak	400 watts
Max. SPL	118 dB (SPL peak/1 m)
Impedance nominal	16 Ω
Loudspeaker per channel	See matrix
Components	1" dome tweeter plus waveguide 5" low-mid frequency chassis
Connectors	Quad push connector (parallel)
Enclosure	High-tech moulding synthetics (flame retardant V0 according to UL94) with highly resistant structure paint in RAL 9005 (black) or RAL 9010 (white), safety eyelet for quick chain link, ball joint swivel arm M (56 mm) with mounting plate, exchangeable front grille in colour of enclosure
Dimensions (W x H x D)	140 x 230 x 170 mm
Weight	2.8 kg
Colour	RAL 9005 (black) RAL 9010 (white) RAL special colour
Options	'100 Volt' with 10/20/40 VA transformer and Phoenix connectors (3.4 kg) 'Phoenix connectors' instead of clamp connectors
Accessories	See catalogue or www.kling-freitag.com

¹ Discontinued in October 2015

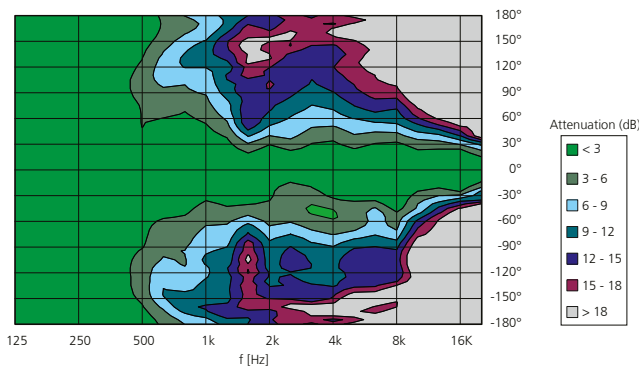
Horizontal coverage patter



Frequency response 'on axis'



Vertical coverage patter



All measurements under free field conditions. Frequency patterns 1/6 octave averaged. The manufacturer reserves the right to make product alterations to improve product quality without prior notice. Errors excepted.

